




www.sxversed.com



## CONTACT US

中国

Rm. 609, Zhejiang Building, NO. 8,  
WangjingRd, Wanbailin District, Taiyuan,  
Shanxi, China  
Postcode: 030024

联系电话: +86 13935164030  
+86 (0351)6272306  
sxversed@sxversed.com

Whatsapp:



Wechat:



# SHANXI VERSED

## INDUSTRIAL TRADING CO.LTD

# 山西沃斯特

Shanxi Versed's objective is to meet and surpass the requirements of our customers.

PROFESSIONAL, EFFICIENT AND RELIABLE

# SXV

Established in 2004, Shanxi Versed Industrial Trading Co., Ltd. is a manufacturer supplier who has the right of self-supporting import and export.



## Company strength

The company could developed a large number of high-tech and complex-structured products for customers, mainly castings and forgings, including steel, aluminum, gray iron, and ductile iron products; involved in various industries such as construction and mechanical accessories, scaffold and formwork spare parts, hardware and tools, cable rollers, with a wide range of products, and accept customization according to customer's drawings and samples.



CASTING



FORGING



CNC OEM



STAMPING



QUALITY CONTROL

We has complete measurement, inspection and testing methods: including chemical analysis equipment, ultrasonic flaw detector, metallographic analyzer, performance testing machine, hardness tester, etc.



山西沃斯特工贸有限公司  
SHANXI VERSED INDUSTRIAL TRADING CO.,LTD.




OUR TEAM

We has excellent design and technology team, working on products' research and development, design, quality control, keep according to ISO9001, CE authentication and EN1090, EN74,IATF16949 standard.etc.

Material including steel, aluminum, gray iron, ductile iron, malleable iron, such as GS-52, GS-60, G20Mn5; C45E, C60E, 42CrMo, 9Cr2Mo, 65Mn; S235JR, S355JR, S355MC; EN-GJS-700-2; A356, A380, 6061, 6063. etc

Over 20 years, we have owned the praise of domestic and foreign customers with excellent product quality and good service, exporting to Germany, Italy, the United States, Canada, Argentina, Australia, India, Morocco, and all over the world.

# Ladder Jack Scaffolding



Frame scaffold is easy to remove and set up, we divide it into combined scaffold, ladder scaffold, gantry scaffold, one-meter scaffold and so on. The normal standard includes: 1.7m\*0.95m, 1.7m\*1.25m, 1.9m\*1.25m, 1.93m\*1.25m, 1m\*0.95m 1m\*1.25m. In addition the special model size can be customized according to customer requirements.



| 尺寸<br>Size                | 规格<br>Specification           | 单重(kg)<br>Weight | 表面处理<br>Surface                                  | 出厂价<br>EXW Price |
|---------------------------|-------------------------------|------------------|--|------------------|
| 600*1700*1800<br>(W*H*L)  | Φ42x1.0<br>Φ25x1.0            | 28kg             | 预镀锌<br>Pre-galvanizing<br>喷塑<br>Plastic spraying | 26 USD           |
| 950*1700*1800<br>(W*H*L)  | Φ42x1.7<br>Φ42x1.2<br>Φ25x1.2 | 34kg             | 预镀锌<br>Pre-galvanizing<br>喷塑<br>Plastic spraying | 33 USD           |
| 1219*1700*1829<br>(W*H*L) | ø42*1.8<br>ø25*1.2            | 35kg             | 预镀锌<br>Pre-galvanizing<br>喷塑<br>Plastic spraying | 34 USD           |
|                           | ø42*1.4<br>ø25*1.2            | 29kg             | 预镀锌<br>Pre-galvanizing<br>喷塑<br>Plastic spraying | 29.5 USD         |

# Ganty Scaffolding



# Mobile Portable Frame Scaffolding



EXW: 29 USD  
Size: 1400x700x1500mm  
Weight: 24kg

EXW: 49.2 USD  
Size: 1150x530x1540mm  
Weight: 25kg



# European Frame Scaffolding




Specification

| 图片<br>Photo                | 规格<br>Specification                                    | 单重(kg)<br>Weight | 表面处理<br>Surface        | 出厂价<br>Exw Price |
|----------------------------|--|------------------|------------------------|------------------|
| <br>FULL FRAME             | 门架 Frame<br>2000*750mm 48*3mm                          | 17               | 预镀锌<br>Pre-galvanizing | 21 USD           |
| <br>HALF FRAME             | 半门架 Half Frame<br>1000*750mm 48*3mm                    | 11.5             | 预镀锌<br>Pre-galvanizing | 15 USD           |
| <br>STEEL DECK             | 踏板 STEEL DECK<br>300*2500mm                            | 17               | 预镀锌<br>Pre-galvanizing | 20 USD           |
| <br>HORIZONTAL BRACE       | 横拉杆 HORIZONTAL BRACE<br>2500mm*34*2.00mm               | 3.9              | 预镀锌<br>Pre-galvanizing | 5.2 USD          |
| <br>DIAGONAL BRACE         | 斜拉杆 DIAGONAL BRACE<br>36*2.00mm 2500*2000mm            | 4.9              | 预镀锌<br>Pre-galvanizing | 6 USD            |
| <br>STEEL DECK WITH LADDER | 带梯子踏板<br>STEEL DECK WITH LADDER<br>0.60*2.50m 2m*0.75m | 39               | 预镀锌<br>Pre-galvanizing | 56 USD           |
| <br>CONSOLE                | 三角架<br>CONSOLE   | 6.5              | 预镀锌<br>Pre-galvanizing | 12 USD           |
| <br>END GUARDRAIL          | 连墙件<br>END GUARDRAIL                                   | 2.5              | 预镀锌<br>Pre-galvanizing | 5 USD            |
| <br>STARTER FOOT           | 端脚<br>STARTER FOOT<br>48.3*2.5mm 750mm                 | 1.7              | 预镀锌<br>Pre-galvanizing | 4.6USD           |
| <br>BASE ADJUSTMENT        | 底座 BASE ADJUSTMENT<br>38*4*0.50m 120x120x6mm           | 2.4              | 预镀锌<br>Pre-galvanizing | 3.4 USD          |



# Italy Frame Scaffolding



CE certification



| 图片<br>PHOTO          | 规格<br>Specification                      | 单重(kg)<br>Weight | 表面处理<br>Surface        | 出厂价<br>EXW Price |
|----------------------|--|------------------|------------------------|------------------|
| <br>FULL FRAME       | 门架 Frame<br>2000*1050*1800mm<br>48*2.5mm | 17.5             | 预镀锌<br>Pre-galvanizing | 19.1 USD         |
| <br>HORIZONTAL BRACE | 横拉杆<br>1800*25*1.5mm                     | 2.1              | 预镀锌<br>Pre-galvanizing | 4.4 USD          |
| <br>DIAGONAL BRACE   | 斜拉杆<br>2011*25*1.5mm                     | 2.5              | 预镀锌<br>Pre-galvanizing | 4.8 USD          |
| <br>STEEL DECK       | 踏板<br>1800*500*1.0*40m<br>m              | 15.2             | 预镀锌<br>Pre-galvanizing | 16.3USD          |

# Ringlock Scaffolding



We are a professional scaffolding accessories supplier. The products we provide comply with EN12811 standards and can be customized according to your needs.



EXW:1393 USD/T(EG)

| 产品 Product  | 长度 Length | 规格 Specification    | 材质 Material | 重量 Weight(0=3.25) | 表面处理 Surface     |
|-------------|-----------|---------------------|-------------|-------------------|------------------|
| 立杆 Standard | 0.5m      | 48.3x(3.0-4.0)x500  | Q235/Q345   | 2.25kg            | Painted /EG /HDG |
|             | 1.0m      | 48.3x(3.0-4.0)x1000 |             | 4.51kg            |                  |
|             | 1.5m      | 48.3x(3.0-4.0)x1500 |             | 6.76kg            |                  |
|             | 2.0m      | 48.3x(3.0-4.0)x2000 |             | 9.02kg            |                  |
|             | 2.5m      | 48.3x(3.0-4.0)x2500 |             | 11.27kg           |                  |
| 连接棒 Joint   | 0.7m      | 38x4.0x270          |             | 0.9kg             |                  |

EXW:1485USD/T(EG)

| 产品 Product | 长度 Length | 规格 Specification      | 材质 Material | 重量 Weight(0=3.25) | 表面处理 Surface     |
|------------|-----------|-----------------------|-------------|-------------------|------------------|
| 水平杆 Ledger | 1.0m      | 48.3x(2.0-2.5)x951.7  | Q235        | 4.67kg            | Painted /EG /HDG |
|            | 1.2m      | 48.3x(2.0-4.0)x1151.7 |             | 5.30kg            |                  |
|            | 1.5m      | 48.3x(2.0-4.0)x1451.7 |             | 6.47kg            |                  |
|            | 1.8m      | 48.3x(2.0-4.0)x1751.7 |             | 7.56kg            |                  |
|            | 2.0m      | 48.3x(2.0-4.0)x1951.7 |             | 8.29kg            |                  |
|            | 2.5m      | 48.3x(2.0-4.0)x2451.7 |             | 10kg              |                  |



| 产品 Product         | 尺寸 Size   | 规格 Specification    | 材质 Material | 重量 Weight(0=3.25) | 表面处理 Surface     |
|--------------------|-----------|---------------------|-------------|-------------------|------------------|
| 斜拉杆 Diagonal Brace | 1.2m*1.5m | 48.3x(2.0-3.5)x1858 | Q235        | 8.16kg            | Painted /EG /HDG |
|                    | 1.5m*1.5m | 48.3x(2.0-3.5)x2042 |             | 8.82kg            |                  |
|                    | 1.8m*1.5m | 48.3x(2.0-3.5)x2250 |             | 9.59kg            |                  |
|                    | 2.0m*2.0m | 48.3x(2.0-3.5)x2401 |             | 10.12kg           |                  |
|                    | 2.5m*2.0m | 48.3x(2.0-3.5)x2804 |             | 11.56kg           |                  |

EXW:1485USD/T(EG)



EXW: 1.25 USD  
Weight:1.22kg  
Material:Q235  
Surface:EG



EXW: 3.4 USD  
Weight:3.3kg  
Material:Q235  
Surface:EG



EXW: 1.23 USD  
Weight:0.5kg  
Material:ZG25  
Surface:Self color



EXW: 1.85 USD  
Weight:0.62kg  
Material:ZG35  
Surface:HDG



EXW: 0.8 USD  
Weight:0.26kg  
Material:ZG35  
Surface:Self color



EXW: 0.56 USD  
Weight:0.4kg  
Material:Q345  
Surface:Self color



EXW: 3.16 USD  
Weight:1.1kg  
Material:ZG35  
Surface:HDG



EXW: 3.16 USD  
Weight:1.1kg  
Material:ZG35  
Surface:HDG



EXW: 1.23 USD  
Weight:0.5kg  
Material:ZG25  
Surface:Self color



EXW: 2.1 USD  
Weight:0.7kg  
Material:ZG25  
Surface:HDG



EXW: 1.2 USD  
Weight:0.4kg  
Material:G20Mn5+N  
Surface:Self color



EXW: 0.18 /0.25 USD  
Weight:0.12kg  
Material:45  
Surface: Self Color/HDG



EXW: 0.185 /0.254USD  
Weight:0.124kg  
Material:45  
Surface:Self Color/HDG



EXW: 0.26 USD  
Weight:0.12kg  
Material:S550MC  
Surface:HDG



EXW: 1.3 USD  
Weight:0.43kg  
Material:G20Mn5+N  
Surface:Self color



EXW: 1.46 USD  
Weight:0.487kg  
Material:G20Mn5+N  
Surface:Self Color



EXW: 2.4 USD  
Weight:0.74kg  
Material:G20Mn5+N  
Surface:Self Color



EXW: 0.17/0.234 USD  
Weight:0.114  
Material:45  
Surface:Self Color/HDG



EXW: 1.92 USD  
Weight:1.05kg  
Material:SPHC  
Surface:EG



EXW: 1.64 USD  
Weight:0.85  
Material:SPHC  
Surface:EG



EXW: 0.6 USD  
Weight:0.43kg  
Material:Q235  
Surface: Self Color



EXW: 0.6 USD  
Weight:0.482  
Material:Q235  
Surface:Self Color



EXW: 0.63 USD  
Weight:0.452kg  
Material:Q345  
Surface:Self Color




EXW: 0.43 USD  
Weight:0.13kg  
Material:SAPH440  
Surface:EG



6"  
EXW: 10 USD  
Weight:4.2kg  
Material:Rubber + Steel  
Surface:EG



Weight:780KG  
Material:Steel  
Surface:Paint



# Osha LVL Wooden Plank



| 规格<br>Size | 承重<br>loading | 长度<br>Length           |
|------------|---------------|------------------------|
| 35*225mm   | ≥990kg        | accept customized size |

# Aluminum Plank

| 规格<br>Size       | 材质<br>Material | 长度<br>Length     |
|------------------|----------------|------------------|
| 52.5x489(19.25") | 6061-T6        | L=4'/5'/6'/7'/8' |



# Steel Plank



| 宽度<br>Wide | 材质<br>Material | 长度<br>Length       | 重量<br>Weight | 出厂价<br>EXW |
|------------|----------------|--------------------|--------------|------------|
| 400mm      | Q195/Q235      | 1800/1829mm or OEM | 9kg          | 9.2 USD    |
| 420mm      | Q195/Q235      | 1800/1829mm or OEM | 11.5kg       | 11.05 USD  |
| 450mm      | Q195/Q235      | 1800/1829mm or OEM | 12.3kg       | 11.7 USD   |



# European Standard EN12811-1 Steel Plank



loading Meet EN12811-1 Class6

| 规格<br>Specification | 材质<br>Material | 重量(330wide)<br>Weight | 出厂价<br>EXW |
|---------------------|----------------|-----------------------|------------|
| 320/330*76*1500     | Q235           | 9.7kg                 | 25 USD     |
| 320/330*76*2000     |                | 12.3kg                | 31.3 USD   |
| 320/330*76*2500     |                | 15.52kg               | 38.1 USD   |
| 320/330*76*3000     |                | 18.4kg                | 45 USD     |



| 产品<br>Product              | 尺寸<br>Size | 材质<br>Material | 长度<br>Length | 重量<br>Weight | 价格<br>EXW |
|----------------------------|------------|----------------|--------------|--------------|-----------|
| Steel Plank 241mm - O-Type | 241max70mm | Q235           | 1.065m       | 7.74kg       | 16.72USD  |
|                            |            |                | 1.21m        | 8.55kg       | 18.03USD  |
|                            |            |                | 1.57m        | 10.35kg      | 21.36USD  |
|                            |            |                | 2.13m        | 13.73kg      | 28.73USD  |
|                            |            |                | 2.43m        | 15.41kg      | 32.73USD  |
|                            |            |                | 3.05m        | 18.9kg       | 35.11USD  |

| 产品<br>Product     | 尺寸<br>Size   | 材质<br>Material | 长度<br>Length | 重量<br>Weight | 价格<br>EXW |
|-------------------|--------------|----------------|--------------|--------------|-----------|
| Steel Plank 190mm | 190x76x1.5mm | Q235           | 1.5m         | 9.61kg       | 24.52 USD |
|                   |              |                | 2m           | 12.21kg      | 30.65 USD |
|                   |              |                | 2.5m         | 14.84kg      | 36.4 USD  |



## Wall Formwork

We could provide the components of the following formwork system:

MAXIMO Panel Formwork(PERI)  
 TRIO Panel Formwork(PERI)  
 DOMINO Panel Formwork(PERI)  
 Framed formwork Framax Xlife(Doka)  
 Framed formwork Alu-Framax Xlife(Doka)  
 Framed formwork Frami Xlife(Doka)  
 Large-area formwork Top 50(Doka)  
 MANTO(HÜNNEBECK)  
 RASTO(HÜNNEBECK)



## Column Formwork

We could provide the components of the following formwork system:

TRIO Column Formwork(PERI)  
 LICO Column Formwork(PERI)  
 Column formwork Frami Xlife(Doka)



## Slab Formwork

We could provide the components of the following formwork system:

SKYDECK Panelised Slab Formwork(PERI)  
 TOPEC(Doka)  
 Aluminium Modular Formwork CC-4(ULMA)



EXW: 11.9 USD  
 Weight:4.3kg  
 Material:510L+Q355  
 Surface:EG



EXW: 13.93 USD  
 Material:510L+Q355  
 Surface:EG



EXW: 11.98 USD  
 Weight:4.3kg  
 Material:Q235+Q355  
 Surface:EG



EXW:23.2 USD  
 Weight:5.82kg  
 Material:ZG16Mn+Q345+35  
 Surface:EG



EXW: 4.92 USD  
 Weight:2.41kg  
 Material: QT450-10  
 Surface:EG



EXW: 5.4 USD  
 Weight:2.9kg  
 Material:QT450-10  
 Surface:EG



EXW: 5.6 USD  
 Weight:3kg  
 Material:QT450-10  
 Surface:EG



EXW: 7.05 USD  
 Weight:3.16kg  
 Material:QT450-10  
 Surface:EG



EXW: 12.93 USD  
 Weight:5.8kg  
 Material:QT450-10  
 Surface:EG



EXW: 4.45 USD  
 Weight:2.4kg  
 Material:QT450-10  
 Surface:EG



EXW: 4.22 USD  
 Weight:1.3kg  
 Material:Steel  
 Surface:Self color



EXW: 11.2 USD/m  
 Weight: 7kg/m  
 Material:Q235/Q345  
 Surface:Self Color



EXW: 0.8 USD  
Weight:0.5kg  
Material:QT450-10  
Surface:EG



EXW: 1.48 USD  
Weight:0.925kg  
Material:QT450-10  
Surface:EG



EXW: 0.72 USD  
Weight:0.445kg  
Material:QT450-10  
Surface:EG



EXW: 3.6 USD  
Weight:0.97 kg  
Material:ZG25  
Surface:Self color



EXW: 2.3 USD  
Weight:0.32kg  
Material:AISI12  
Surface:Self Color



Weight:5kg/m  
Material:Wooden  
Surface:Paint



EXW: 0.8 USD  
Weight:0.5kg  
Material:QT450-10  
Surface:EG



EXW: 1.8 USD  
Weight:1.11kg  
Material:QT450-10  
Surface:EG



EXW: 2.26 USD  
Weight:1.25kg  
Material:QT450-10  
Surface:EG



EXW: 0.25 /0.1 USD  
Weight:0.1/0.05kg  
Material:45  
Surface:Self color



EXW: 0.2-0.6USD  
Weight:0.1-0.4kg  
Material:C50  
Surface:Self Color



EXW: 2.15 USD  
Weight:0.87kg  
Material:QT450-10+Q235  
Surface:EG



EXW: 0.93/0.7USD  
Weight:0.58kg/0.44kg  
Material:QT450-10  
Surface:EG



EXW: 0.7 USD  
Weight:0.435kg  
Material:QT450-10  
Surface:EG



15/17  
EXW: 1.62 USD/m  
Weight:1.5kg/m  
Material:Q235/40Cr/45  
Surface:Self color



EXW: 0.52 USD  
Weight:0.38kg  
Material:Q235  
Surface:EG



EXW: 0.56 USD  
Weight:0.415kg  
Material:Q235  
Surface:EG



EXW:2.25 USD  
Weight:0.92kg  
Material:QT450-10+Q235  
Surface:EG



15/17  
EXW: 2.45 USD  
Weight:1.5kg/m  
Material:PSB830  
Surface:EG



20/22  
Weight:2.6kg/m  
Surface:Self Color



EXW: 6.5 USD  
Weight:1.87kg  
Material:QT450-10  
Surface:Self Color



EXW: 0.53 USD  
Weight:0.4kg  
Material:Q235  
Surface:EG



EXW: 0.53 USD  
Weight:0.4kg  
Material:Q235  
Surface:EG



EXW: 0.51 USD  
Weight:0.366kg  
Material:Q235  
Surface:EG

### Light-duty prop(Spanish Prop)



| 最小高度<br>Min Height | 最大高度<br>Max Height | 内管直径<br>Inner tube | 外管直径<br>Outer tube | 壁厚<br>Tube thickness |
|--------------------|--------------------|--------------------|--------------------|----------------------|
| 0.6m               | 1.1m               | 40mm               | 48mm               | 1.4-2.5mm            |
| 0.8m               | 1.4m               | 40mm               | 48mm               | 1.4-2.5mm            |
| 1.6m               | 2.9m               | 40mm               | 48mm               | 1.4-2.5mm            |
| 1.8m               | 3.2m               | 40mm               | 48mm               | 1.4-2.5mm            |
| 2.0m               | 3.6m               | 40mm               | 48mm               | 1.4-2.5mm            |
| 2.2m               | 4.0m               | 40mm               | 48mm               | 1.4-2.5mm            |

### Light-duty prop(Italian Prop)

| 最小高度<br>Min Height | 最大高度<br>Max Height | 内管直径<br>Inner tube | 外管直径<br>Outer tube | 壁厚<br>Tube thickness |
|--------------------|--------------------|--------------------|--------------------|----------------------|
| 1.6m               | 2.9m               | 48mm               | 56mm               | 1.4-2.5mm            |
| 1.8m               | 3.2m               | 48mm               | 56mm               | 1.4-2.5mm            |
| 2.0m               | 3.5m               | 48mm               | 56mm               | 1.4-2.5mm            |
| 2.0m               | 3.6m               | 48mm               | 56mm               | 1.4-2.5mm            |
| 2.2m               | 4.0m               | 48mm               | 56mm               | 1.4-2.5mm            |



### Heavy-duty prop(Middle East Prop)

| 最小高度<br>Min Height | 最大高度<br>Max Height | 内管直径<br>Inner tube | 外管直径<br>Outer tube | 壁厚<br>Tube thickness |
|--------------------|--------------------|--------------------|--------------------|----------------------|
| 1.6m               | 2.9m               | 48mm               | 60mm               | 1.4-4.0mm            |
| 1.8m               | 3.2m               | 48mm               | 60mm               | 1.4-4.0mm            |
| 2.0m               | 3.5m               | 48mm               | 60mm               | 1.4-4.0mm            |
| 2.0m               | 3.6m               | 48mm <td 60mm      | 1.4-4.0mm          |                      |
| 2.2m               | 4.0m               | 48mm               | 60mm               | 1.4-4.0mm            |
| 3.0m               | 5.0m               | 48mm               | 60mm               | 1.4-4.0mm            |
| 3.5m               | 6.0m               | 48mm               | 60mm               | 1.4-4.0mm            |



Weight: 0.9kg  
Surface: EG  
EXW: 1.14 USD




Weight: 0.6kg  
Surface: EG  
EXW: 0.95 USD



Weight: 4.5kg  
Surface: EG  
EXW: 5.7 USD



Loading Testing



Weight: 2.9kg  
Surface: EG  
EXW: 4.1 USD



Weight: 4.62kg  
Surface: EG  
EXW: 6.3 USD



Weight: 5kg  
Surface: EG  
EXW: 5.24 USD